

Scaled data based on original data using
LM-79-08 Approved Method: Electrical and Photometric Measurements of Solid-
State Lighting Products

Test Report Prepared for
Cooper Lighting Solutions
(formerly Eaton)

Brand: STREETWORKS

Report Number: P961575

Luminaire Tested: **NVN-SB2A-835-U-5NQ**

Issue Date: 1/21/2025

Test Information

Test Method: LM-79-08
Report Number: P961575
TEST IS SCALED FROM IESNA LM-79-08 TEST DATA (G2-2411-289-18)
Test Lab: INNOVATION CENTER
Issue Date: 1/21/2025
Manufacturer: COOPER LIGHTING SOLUTIONS (FORMERLY EATON)
Product Line: STREETWORKS
Catalog Number: NVN-SB2A-835-U-5NQ
Description: NAVION ROADWAY AND AREA HIGH DENSITY LED LUMINAIRE
(2) 80 CRI, 3500K, 350mA LIGHTSQUARES WITH 26 LEDS EACH AND TYPE V NARROW OPTICS
Light Source: -
Ballast/Driver: -

Summary

Lumens per Lamp: N/A
Luminaire Lumens: 8936.9 lumens
Efficiency: N/A
Efficacy: 156.0 lumens/watt
Luminous Opening: Rectangular (W 0.5' x L: 1' x H: 0')
IES Classification: Type V - Short
BUG Rating: B3 - U0 - G1

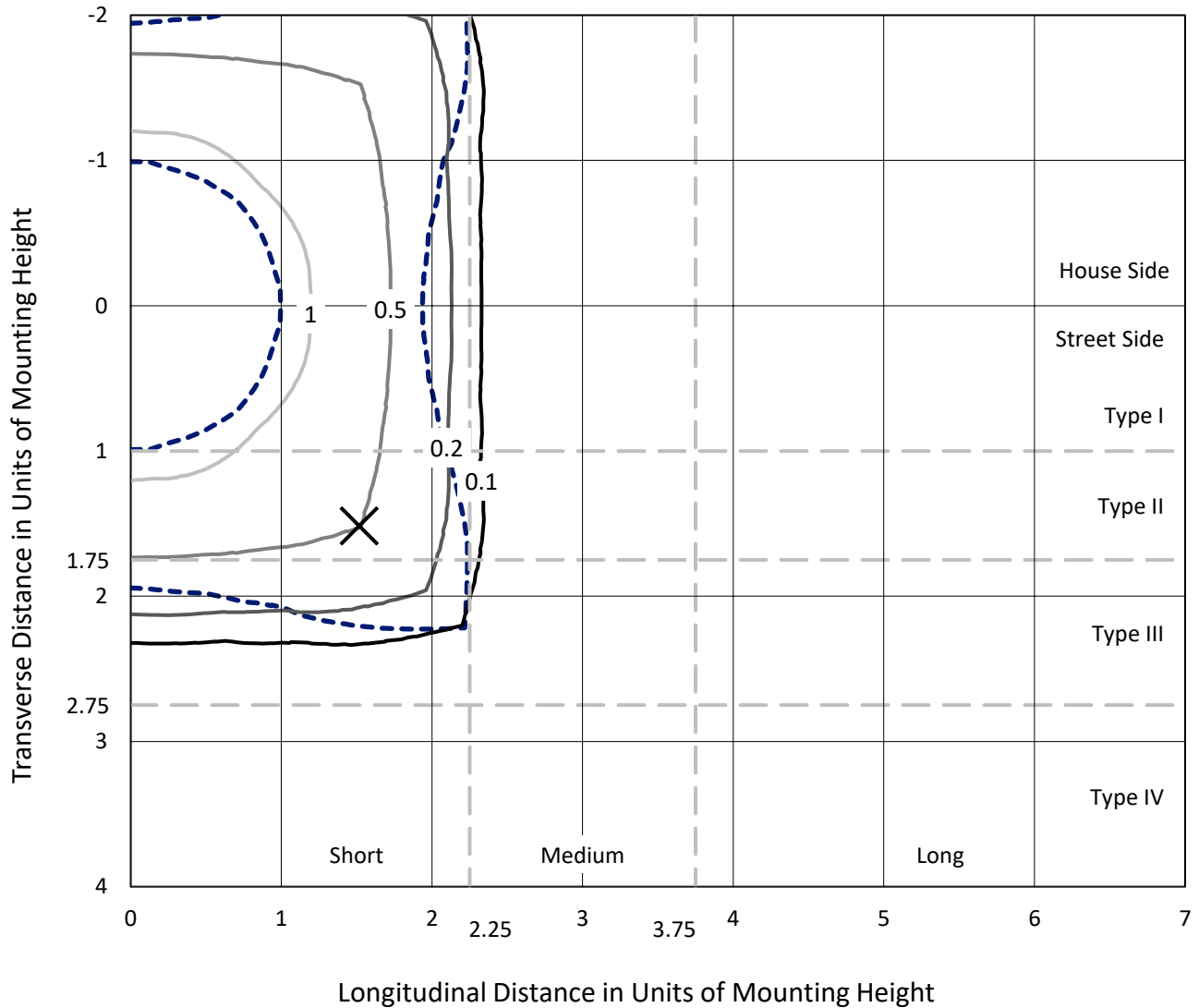
Input Watts (W): 57.3
Input Voltage (V): NR
Input Current (Ain): NR
Voltage Rise (V): NR
Power Factor: NR
Total Harmonic Distortion (THDi): NR
Frequency (hertz): 60
Stabilization Time: NR
Operation Time: NR
Ambient Temperature (°C): NR
Test Distance: 24 FT



REPORT NUMBER: P961575
 CATALOG NUMBER: NVN-SB2A-835-U-5NQ

Iso-Footcandle Lines of Horizontal Illumination

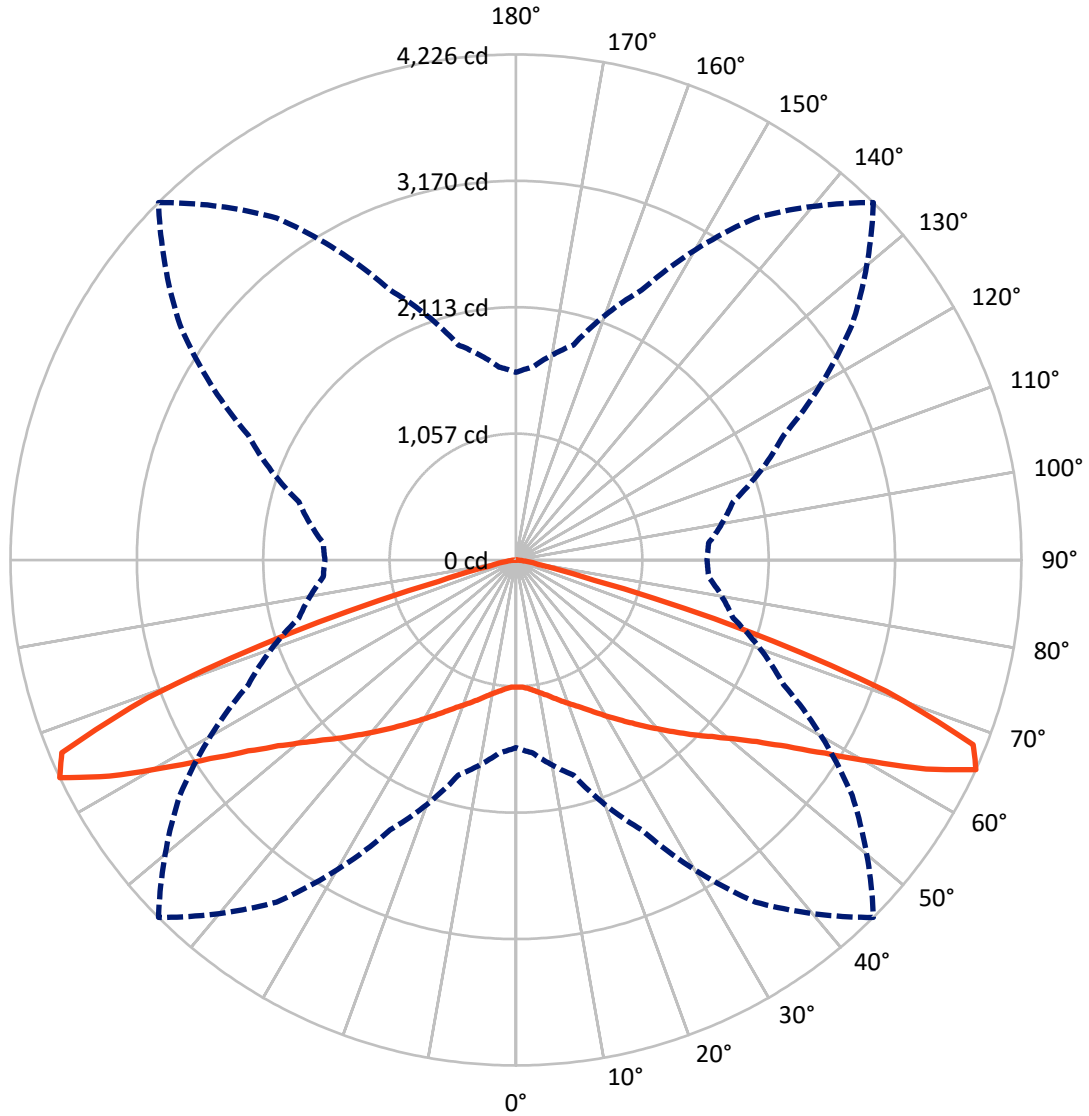
✕ Max cd
 - - - 1/2 Max cd



Based on 25 foot mounting height. Maximum calculated value = 1.7 fc
 Type V - Short - N/A

REPORT NUMBER: P961575
CATALOG NUMBER: NVN-SB2A-835-U-5NQ

Luminous Intensity Polar Plot



— Vertical Plane Through 45-Deg Lateral - - - Horizontal Cone Through 65-Deg Vertical

REPORT NUMBER: P961575
 CATALOG NUMBER: NVN-SB2A-835-U-5NQ

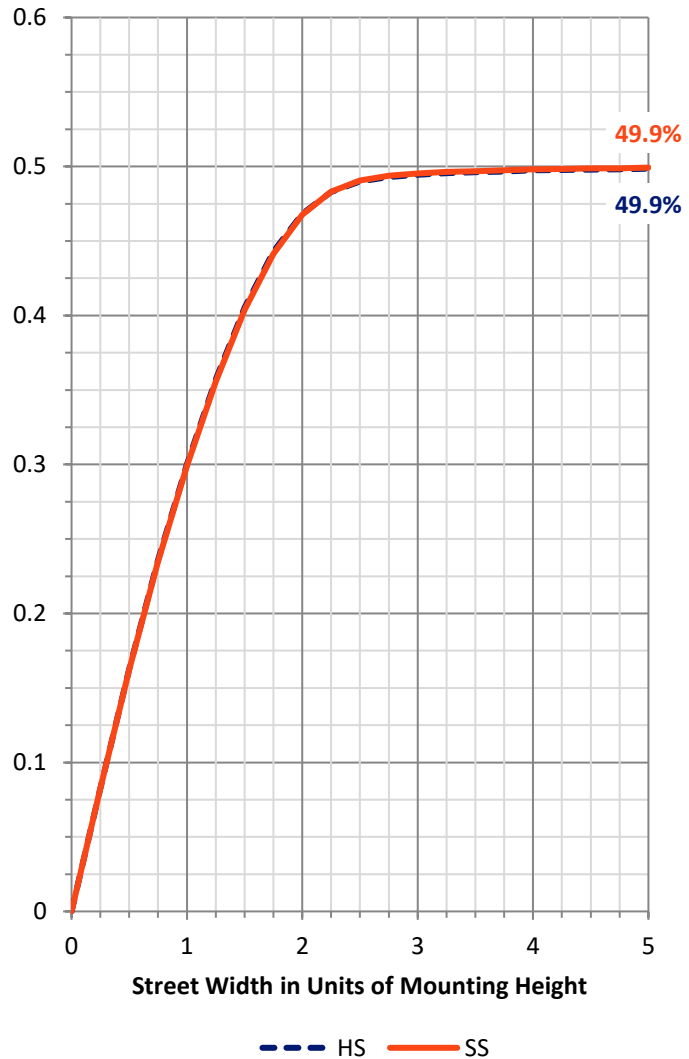
FLUX DISTRIBUTION:

		Downward	Upward	Total
House Side	Lumens	4468.5	0.0	4468.5
	% Fixture	50.0	0.0	50.0
Street Side	Lumens	4468.5	0.0	4468.5
	% Fixture	50.0	0.0	50.0
Total	Lumens	8936.9	0.0	8936.9
	% Fixture	100.0	0.0	100.0

Coefficient of Utilization

ZONAL LUMENS:

Zone	Lumens	% Fixture
0°-10°	105.0	1.2
10°-20°	342.5	3.8
20°-30°	646.7	7.2
30°-40°	1059.0	11.8
40°-50°	1641.9	18.4
50°-60°	2425.4	27.1
60°-70°	2308.8	25.8
70°-80°	372.6	4.2
80°-90°	35.1	0.4
90°-100°	0.0	0.0
100°-110°	0.0	0.0
110°-120°	0.0	0.0
120°-130°	0.0	0.0
130°-140°	0.0	0.0
140°-150°	0.0	0.0
150°-160°	0.0	0.0
160°-170°	0.0	0.0
170°-180°	0.0	0.0
0°-90°	8936.9	100.0
0°-180°	8936.9	100.0



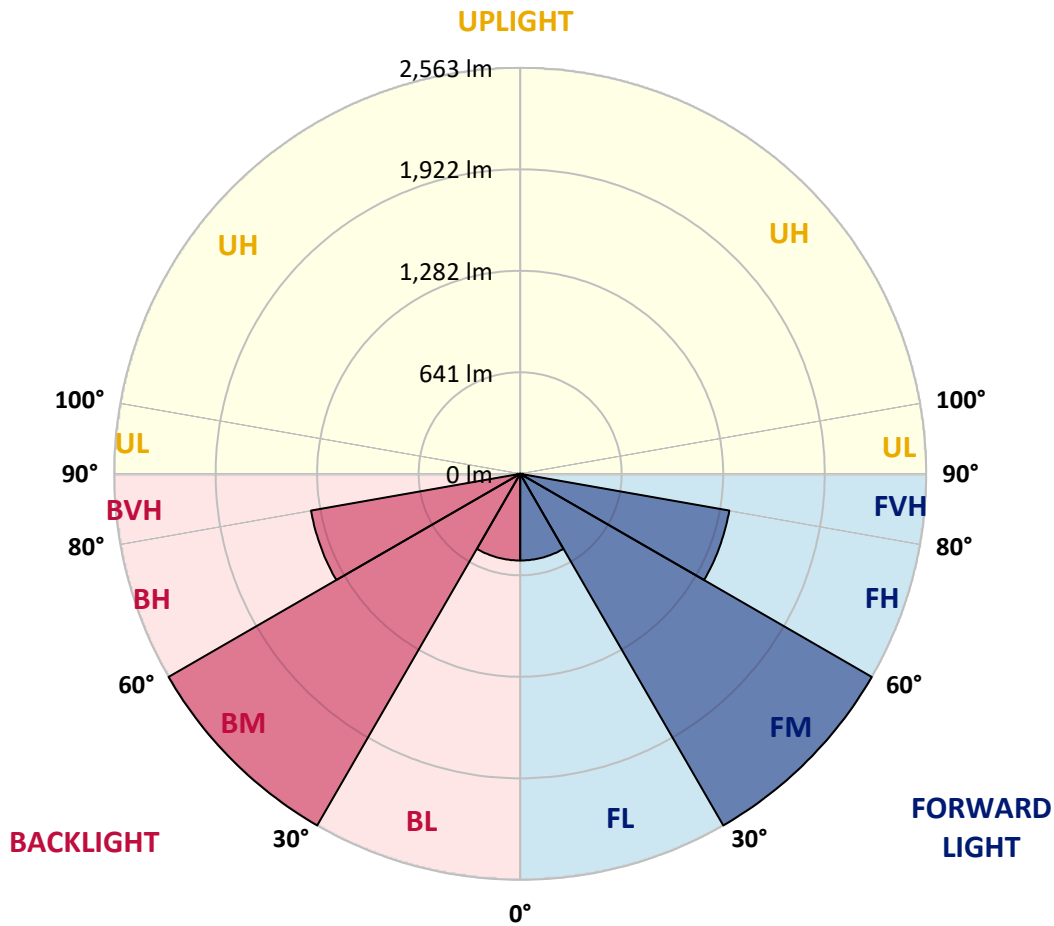
REPORT NUMBER: P961575
 CATALOG NUMBER: NVN-SB2A-835-U-5NQ

LUMINAIRE CLASSIFICATION SYSTEM LUMEN TABLE AND BUG RATING:

Zone		Lumens	% Fixture	Zone Rating/Lumen Limit		
				B	U	G
FL	(0°-30°)	547.1	6.1			
FM	(30°-60°)	2563.2	28.7			
FH	(60°-80°)	1340.7	15.0			G1/1800
FVH	(80°-90°)	17.6	0.2			G1/100
BL	(0°-30°)	547.1	6.1	B2/1000		
BM	(30°-60°)	2563.2	28.7	B3/5000		
BH	(60°-80°)	1340.7	15.0	B3/2500		G1/1800
BVH	(80°-90°)	17.6	0.2			G1/100
UL	(90°-100°)	0.0	0.0		U0/0	
UH	(100°-180°)	0.0	0.0		U0/0	

BUG Rating: B3-U0-G1

Type V Short



REPORT NUMBER: P961575
 CATALOG NUMBER: NVN-SB2A-835-U-5NQ

CANDELA DISTRIBUTION (FULL):

	0°	5°	15°	25°	35°	45°	55°	65°	75°	85°	90°
0°	1063.5	1063.5	1063.5	1063.5	1063.5	1063.5	1063.5	1063.5	1063.5	1063.5	1063.5
2.5°	1070.7	1067.1	1069.9	1067.6	1065.8	1064.1	1065.0	1068.0	1069.4	1069.9	1069.9
5°	1085.1	1082.0	1083.3	1083.3	1080.1	1079.3	1079.7	1082.0	1084.7	1084.7	1084.7
7.5°	1108.4	1105.3	1108.4	1106.6	1103.9	1103.0	1102.6	1104.4	1108.4	1108.4	1107.1
10°	1136.7	1133.1	1134.9	1134.0	1130.9	1129.6	1129.0	1131.7	1135.3	1134.9	1134.0
12.5°	1167.6	1163.6	1165.8	1163.2	1162.2	1160.9	1160.9	1160.4	1162.7	1160.9	1161.8
15°	1202.1	1199.5	1200.4	1198.5	1199.9	1199.0	1195.5	1193.6	1194.5	1191.9	1192.3
17.5°	1242.9	1236.7	1239.8	1238.9	1238.9	1240.7	1234.9	1232.7	1234.4	1231.7	1234.0
20°	1290.1	1283.7	1285.1	1283.3	1281.0	1282.9	1275.7	1277.5	1278.8	1277.0	1281.0
22.5°	1341.6	1333.5	1333.1	1333.9	1329.0	1329.5	1324.5	1329.0	1331.7	1326.8	1331.7
25°	1394.5	1386.0	1391.8	1389.6	1383.3	1384.7	1381.1	1385.5	1387.7	1381.5	1388.7
27.5°	1450.6	1444.7	1450.1	1451.4	1443.8	1449.2	1443.8	1447.8	1450.1	1440.6	1447.8
30°	1516.0	1510.2	1515.2	1518.7	1509.7	1518.2	1513.8	1516.5	1516.9	1505.7	1512.4
32.5°	1587.3	1578.3	1590.9	1592.6	1582.8	1593.2	1587.3	1590.9	1593.2	1577.9	1588.2
35°	1674.3	1663.1	1677.4	1675.2	1666.6	1675.2	1669.8	1675.2	1680.6	1662.2	1673.4
37.5°	1768.0	1756.3	1771.6	1767.6	1759.5	1765.4	1762.2	1765.8	1774.3	1754.6	1766.7
40°	1871.1	1856.8	1877.4	1870.2	1862.6	1861.7	1863.6	1865.8	1877.0	1855.0	1862.2
42.5°	1981.4	1966.2	1997.1	1985.9	1975.2	1968.0	1973.8	1978.4	1989.1	1964.4	1977.4
45°	2107.4	2090.0	2130.4	2116.8	2099.8	2085.1	2094.5	2101.1	2116.8	2087.3	2102.5
47.5°	2246.5	2226.7	2269.8	2265.8	2237.9	2205.7	2227.1	2246.5	2258.1	2222.2	2234.3
50°	2382.3	2367.0	2423.6	2428.5	2394.4	2349.1	2379.1	2408.3	2411.4	2364.4	2370.2
52.5°	2509.6	2494.4	2576.4	2607.4	2577.0	2523.1	2554.9	2584.5	2560.8	2499.8	2501.6
55°	2611.5	2598.9	2703.3	2783.2	2793.5	2749.0	2767.9	2767.0	2689.0	2595.3	2598.5
57.5°	2636.1	2634.4	2766.2	2935.2	3042.8	3048.1	3010.9	2915.9	2747.7	2621.7	2613.6
60°	2524.0	2535.2	2716.4	3014.5	3301.5	3420.8	3259.8	2988.6	2681.0	2506.0	2485.4
62.5°	2188.6	2218.2	2436.5	2917.7	3510.5	3849.5	3459.4	2878.2	2406.5	2178.3	2164.8
65°	1568.5	1620.0	1861.3	2489.9	3491.7	4226.1	3430.7	2469.7	1879.2	1616.0	1596.7
67.5°	711.6	764.0	968.9	1704.8	3035.1	4123.9	3028.0	1722.7	1017.4	766.8	755.5
70°	257.8	266.8	332.7	682.4	1939.7	3285.8	2022.7	687.4	353.8	284.2	280.6
72.5°	156.0	157.3	171.3	244.4	673.9	1994.9	702.6	252.5	174.9	155.2	157.8
75°	99.1	98.2	122.0	149.3	239.0	673.0	250.6	149.3	121.6	110.8	111.6
77.5°	71.3	73.5	87.4	111.6	150.7	228.3	148.0	106.7	87.4	71.8	73.1
80°	53.4	54.7	63.7	87.0	105.8	142.2	94.2	78.9	65.9	44.8	46.2
82.5°	38.5	38.5	41.7	63.2	64.6	76.7	51.1	55.6	43.5	31.9	31.9
85°	22.9	22.4	26.0	37.6	33.6	28.3	23.3	34.0	27.4	19.7	19.3
87.5°	8.1	8.5	8.1	10.8	8.9	7.6	7.2	9.4	7.6	6.8	6.3
90°	0.0	0.0	0.0	0.0	0.0	0.0	0.0	0.0	0.0	0.0	0.0

(END OF REPORT)